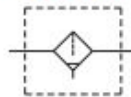




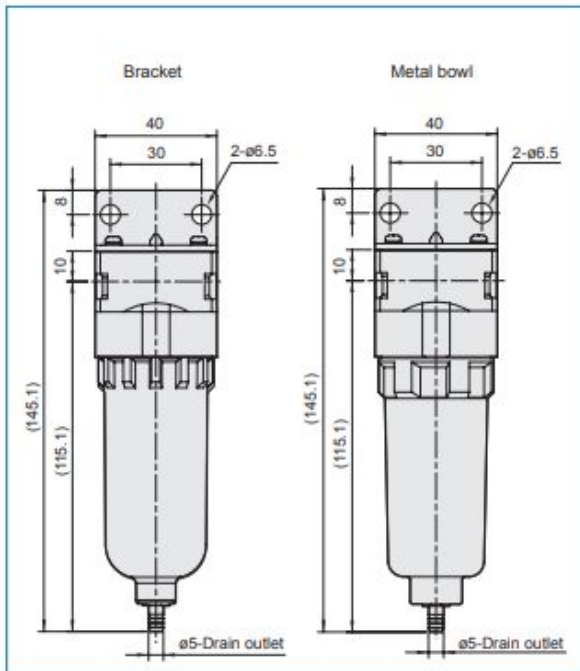
Symbol



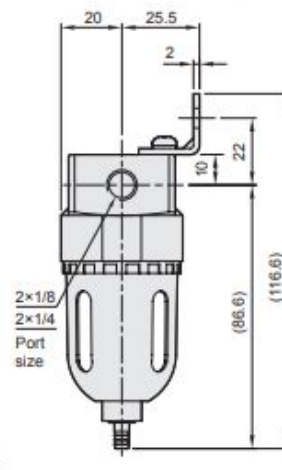
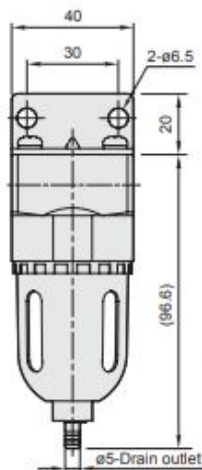
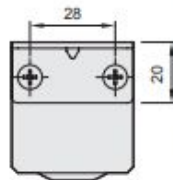
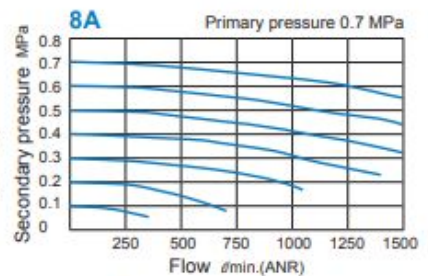
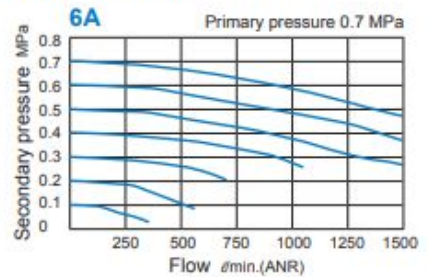
Specification

| | | |
|------------------------------|-----------------------------|-----|
| Bore No. | 6A | 8A |
| Port size | 1/8 | 1/4 |
| Medium | Air | |
| Operating pressure range (*) | 0.05~1 MPa | |
| Proof pressure | 1.5 MPa | |
| Ambient temperature | - 5~+60°C (No freezing) | |
| Filter element | Standard: 40µm, Option: 5µm | |
| Drain capacity | 25 cm ³ | |
| Weight | 155 g | |

* Standard unit contains semi-auto-drain function when operating pressure below 0.05 MPa.



Flow feature





Symbol



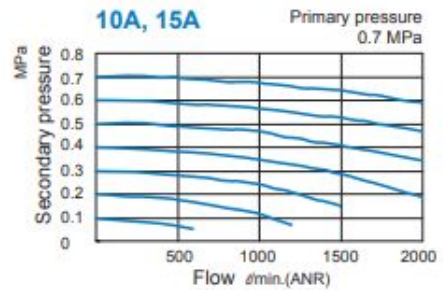
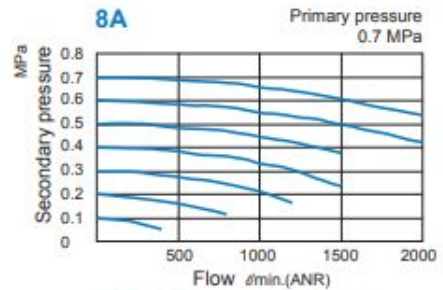
Specification

| | | | |
|------------------------------|-----------------------------|-----|-----|
| Bore No. | 8A | 10A | 15A |
| Port size | 1/4 | 3/8 | 1/2 |
| Medium | Air | | |
| Operating pressure range (*) | 0.05~1 MPa | | |
| Proof pressure | 1.5 MPa | | |
| Ambient temperature | - 5~+60°C (No freezing) | | |
| Filter element | Standard: 5μm, Option: 40μm | | |
| Drain capacity | 35 cm ³ | | |
| Weight | 335 g | | |

* Standard unit contains semi-auto-drain function when operating pressure below 0.05 MPa.

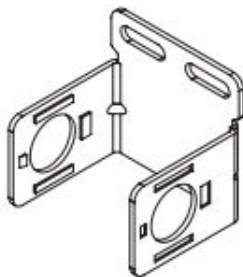
* Choose auto-drain FMRF300, the pressure range is 0.15~1 MPa.

Flow feature



Option accessories

C type bracket

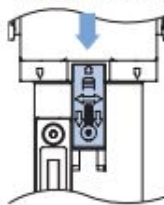


⚠ Caution

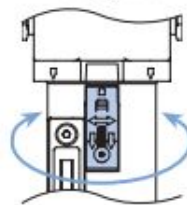
Metal bowl

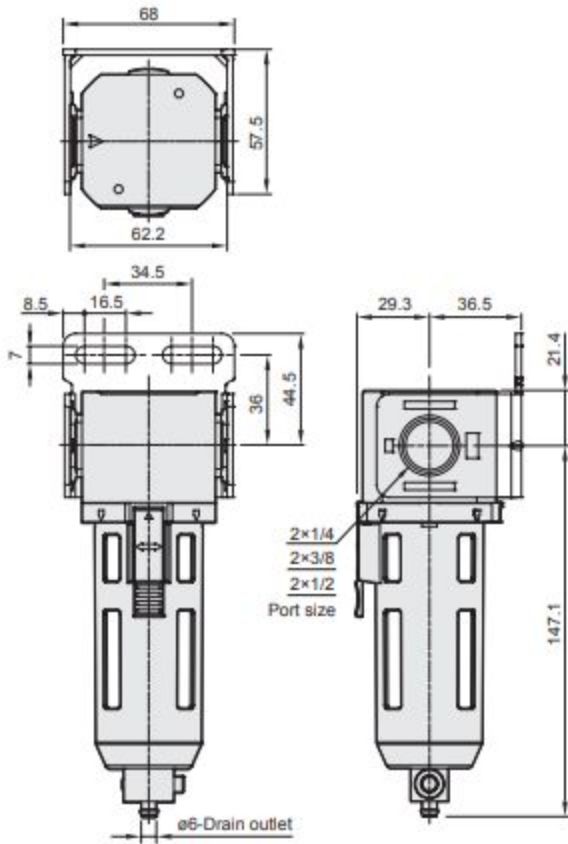
Before assembling or disassembling, push the lock plate down to the end, and confirm that is detached from the body then rotate the bowl, otherwise the lock plate will be deformed or the body will be scratched.

1. Sliding plate down

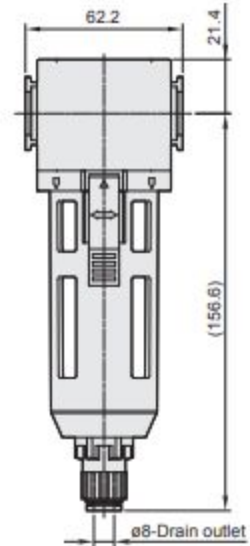


2. Rotating the bowl

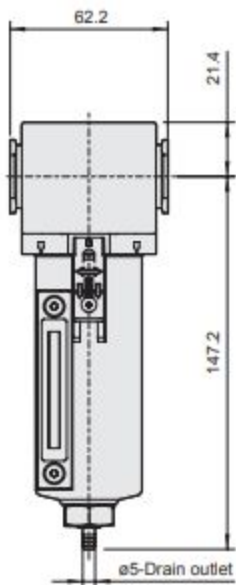




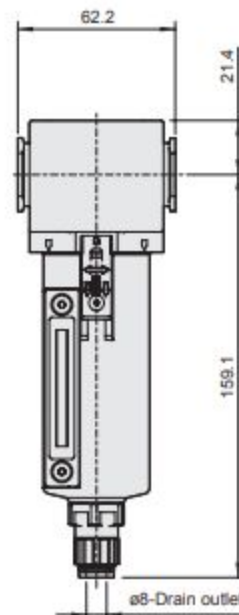
Auto drain valve



Metal bowl

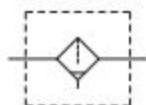


Metal bowl + Auto drain valve





Symbol



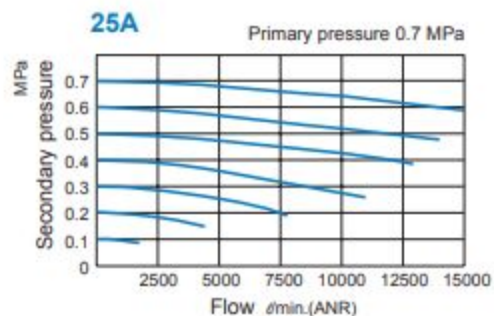
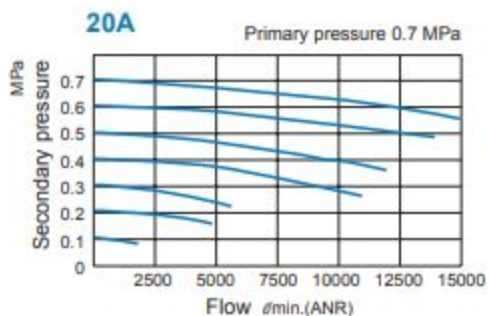
Specification

| | | |
|------------------------------|---|-----|
| Bore No. | 20A | 25A |
| Port size | 3/4 | 1 |
| Medium | Air | |
| Operating pressure range (*) | Nylon bowl, PC bowl: 0.05~1 MPa | |
| | Metal bowl: 0.05~1.5 MPa | |
| Proof pressure | Nylon bowl, PC bowl: 1.5 MPa | |
| | Metal bowl: 2 MPa | |
| Ambient temperature | - 5~+60°C (No freezing) | |
| Filter element | 40 μm | |
| Drain capacity | Nylon bowl, PC bowl: 75 cm ³ | |
| | Metal bowl: 70 cm ³ | |
| Weight | Nylon bowl, PC bowl: 1180g | |
| | Metal bowl: 1300g | |

* Standard unit contains semi-auto-drain function when operating pressure below 0.05 MPa.

* Choose auto-drain FMRF300, the pressure range is 0.15~1 MPa.

Flow feature



Option accessories

